

Enhanced functionality with elegance

Benefits at a glance

- Elegant, modern design
- Highly improved serviceability
- Fast installation: minimum downtime
- Compliance with European regulations
- Low energy consumption
- Long lifetime
- User-friendly operation

Why upgrade your elevator's fixtures?

The Schindler FI GS is the easy, effective way to give your elevator a new face and new functionality. Its elegant, modern design features a stainless steel front plate and glass protected indicators. Combining sleek aesthetics and the advanced functions now required by European regulations, it improves the experience of users and enhances the value of your building.

Comfort & Usability

Clarity and ease of operation make your elevator more user-friendly than ever before. Clear, multifunctional indicators, key switches, information lamps and a card reader interface are just some of the functions that work together to ensure maximum convenience.

Reliability & Energy Efficiency

The Schindler FI GS is built to last and contribute to long-term savings, in full compliance with European norms and regulations. Featuring LED lighting and modern serial communication, it ensures low energy consumption and a long lifetime. With the options of Braille script and an emergency microphone and speaker, it also offers maximum safety and accessibility for users.

Fast installation

Fast and easy to install anywhere - either flush or surface mounted - the Schindler FI GS panel can even be adapted to cover existing cutouts with precision. Ensuring almost no need for any building renovation work, this solution minimises downtime and disturbance to users.

Standard horizontal LIP



Surface COP



Surface LOP with indicator

KT
Kits

AC
Accessories

CW
Counter-weights

SA
Safety

FI
Fixtures

CA
Cars

DO
Doors

MM
Mechanical material

CO
Controls


DR
Drives



Schindler

Surface mounting

With its slightly protruding design, the surface-mounted format eliminates the need for cutouts to position the fixtures. What’s more, they can be mounted on any material, either on the door frame or the wall. A fast and easy solution to modernize your elevator.



Landing Indicating Panel (LIP)

- White glass front with dot matrix display and arrows
- Multifunctional lamps

FI GS positioning

- 1 COP - available in short and full height
- 2 LOP - with and without indicator
- 3 LIP - horizontal and vertical version



Car Operating Panel (COP)

- Pushbuttons with red selection confirmation light
- Compliant with accessibility norm (EN81-70)
- Hairline or mirror stainless steel finish with white glass-covered indicator
- Optional car information panel (CIP) for floor designation

Landing Operating Panel (LOP)

- White glass and hairline or mirror stainless steel finish
- Options: dot matrix display, arrows, key switches, duplex version, lamps, emergency button

Options



COP surface key box



LOP surface with integrated key and alarm



Stand-alone LOP surface key box


Flush mounting

The slim flush format is designed for total flexibility to cover existing cutouts and adapt to any position. The best way to modernize your elevator, avoiding disturbance and additional building work.



Landing Indicating Panel (LIP)

- White glass front with dot matrix display with arrows
- Multifunctional lamps
- Adapter plate in variable dimensions



Landing Operating Panel (LOP)

- Adapter plate in variable dimensions
- Fixed with screws or invisible clips
- White glass and hairline or mirror stainless steel finish
- Options: dot matrix display, arrows, key switches, duplex version, lamps, emergency button


Car Operating Panel (COP)

- Pushbuttons with red selection confirmation light
- Compliant with accessibility norm (EN81-70)
- Hairline or mirror stainless steel finish with white glass covered indicator
- Optional car information panel (CIP) for floor designation

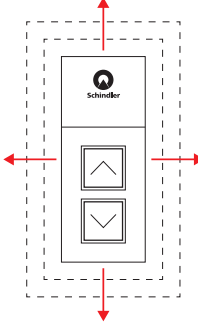
Options



COP with integrated key switches



LOP with integrated key switches



LOP/LIP adapter plate

Extended functionality

A wide range of additional functions are available, so you can choose the best combination to suit your needs. As well as keys and lamps, a horizontal car operating panel for disabled users can be provided to increase functionality, accessibility and usability.



Interface to card reader

- Can be connected to any existing card reader system



Arrival gong

- Floor arrival announcement (adjustable volume)



Voice announcer

- Floor designation announcement



Car Information Label (CIL)

- Information on elevator characteristics



Pushbutton FI GS design

- Sandblasted, white back illumination, red confirmation illumination, compliant with accessibility norm (EN81-70)



Horizontal disabled COP


- Compliant with accessibility norm (EN81-70)
- Hairline or mirror finish
- Oversized push buttons with braille

Multifunctional lamp indications

Telealarm/Voice announcer

Emergency light

Flexible button positioning



Technical data

Construction	surface/flush mounting
Finish	hairline/mirror
Buttons	frameless, sandblasted, protruding symbols, LED confirmation, IPX3 protection
Attachment	flush (screw/clip), surface (screw)
Indicator	red LED dot matrix multifunctional indicator and arrows